

# Police Department

APRIL 2024

## CRIMINAL ACTIVITY

*\*Disclaimer: For the purposes of this report, effective January 2021, crime reporting changed to be in compliance with the FBI'S National Incident Based Reporting System. Prior to this change, crimes were being reported as Group I and Group II offenses. Offenses are now broken down as Group A and Group B crimes.*

| Group A Offenses                         | Current Month |          | YTD       |           |
|--|---------------|----------|-----------|-----------|
|  | Actual        | Cleared  | Actual    | Cleared   |
| Animal Cruelty                           |               |          |           |           |
| Arson                                    |               |          |           |           |
| Assault (Agg, Simple, Intimidation)      | 2             | 2        | 9         | 10        |
| Bribery                                  |               |          |           |           |
| Burglary/Breaking & Entering             |               |          | 1         | 1         |
| Counterfeiting/Forgery                   |               |          |           |           |
| Destruction/Damage/Vandalism of Property |               |          | 3         |           |
| Drug/ Narcotics (Drug and Equipment)     | 2             | 2        | 6         | 6         |
| Embezzlement                             |               |          |           |           |
| Extortion/Blackmail                      |               |          |           |           |
| Fraud                                    | 3             |          | 3         |           |
| Gambling                                 |               |          |           |           |
| Homicide                                 |               |          |           |           |
| Human Trafficking                        |               |          |           |           |
| Kidnapping/Abduction                     |               |          |           |           |
| Larceny/Theft                            | 1             | 1        | 11        | 6         |
| Motor Vehicle Theft                      |               |          |           |           |
| Pornography/Obscene Material             |               |          |           |           |
| Prostitution                             |               |          |           |           |
| Robbery                                  |               |          | 1         | 1         |
| Sex Offenses (Forcible)                  |               |          | 1         |           |
| Sex Offenses (Non-Forcible)              |               |          |           |           |
| Stolen Property                          | 1             |          | 1         |           |
| Weapons Law Violation                    |               |          | 1         | 1         |
| <b>TOTAL:</b>                            | <b>9</b>      | <b>5</b> | <b>37</b> | <b>25</b> |

Clearance Rate: **55.56%** (Current Month) **67.57%** (YTD)

| Group B Offenses             | Current Month |          | YTD      |          |
|------------------------------|---------------|----------|----------|----------|
|                              | Actual        | Cleared  | Actual   | Cleared  |
| Bad Checks                   |               |          |          |          |
| Curfew/Loitering             |               |          |          |          |
| Disorderly Conduct           |               |          |          |          |
| Driving under the Influence  |               |          | 1        | 1        |
| Drunkenness                  |               |          | 1        | 1        |
| Family Offenses, Non-Violent |               |          |          |          |
| Liquor Law Violations        |               |          |          |          |
| Trespassing of Real Property |               |          | 3        | 3        |
| All Other Offenses           |               |          | 4        | 4        |
| <b>TOTAL:</b>                | <b>0</b>      | <b>0</b> | <b>9</b> | <b>9</b> |

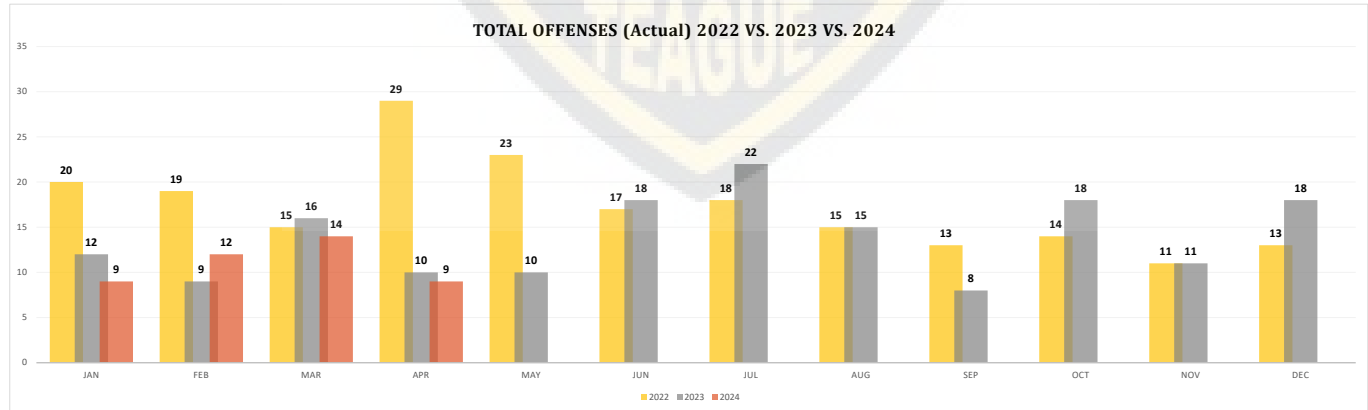
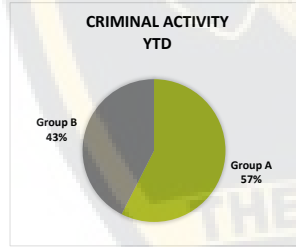
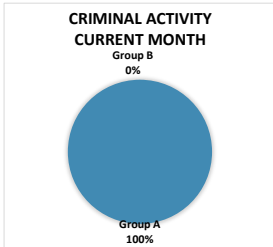
Clearance Rate: **0.00%** (Current Month) **100.00%** (YTD)

| TOTAL CRIMINAL ACTIVITY | Current Month |   | YTD |    |
|-------------------------|---------------|---|-----|----|
|                         | 9             | 5 | 46  | 34 |

Clearance Rate: **55.56%** (Current Month) **73.91%** (YTD)

| Total Offenses Trends by Month (Group A and B) | 2022       | 2023       | 2024      |
|--|------------|------------|-----------|
| JANUARY  | 20         | 12         | 9         |
| FEBRUARY                                       | 19         | 9          | 12        |
| MARCH  | 15         | 16         | 14        |
| APRIL  | 29         | 10         | 9         |
| MAY  | 23         | 10         |           |
| JUNE   | 17         | 18         |           |
| JULY   | 18         | 22         |           |
| AUGUST   | 15         | 15         |           |
| SEPTEMBER                                      | 13         | 8          |           |
| OCTOBER  | 14         | 18         |           |
| NOVEMBER                                       | 11         | 11         |           |
| DECEMBER                                       | 13         | 18         |           |
| <b>TOTAL:</b>                                  | <b>207</b> | <b>167</b> | <b>44</b> |

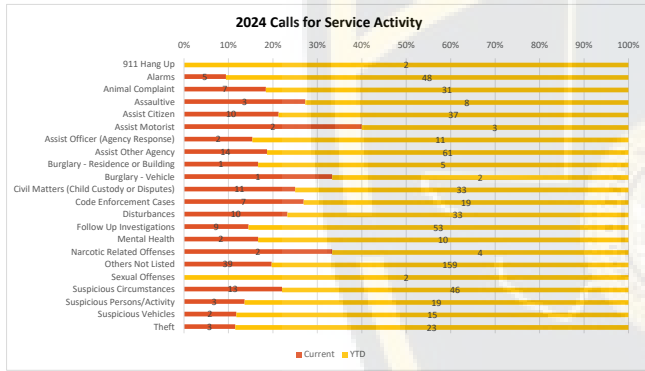
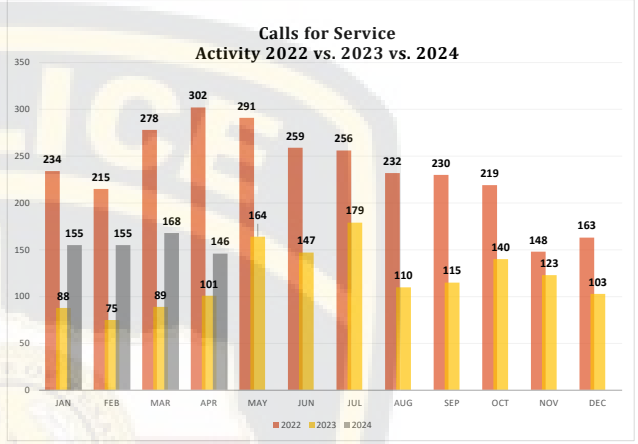
| Total Crimes Per Year   | 2022 | 2023 | 2024 |
|-------------------------|------|------|------|
| Total Yearly Crimes     | 207  | 167  | 46   |
| Total Yearly Clearances | 152  | 118  | 34   |
|                         | 73%  | 71%  | 74%  |



## CALLS FOR SERVICE AND RELATED ITEMS

| Call for Service Activity                 | Current    | YTD        |
|---|------------|------------|
| 911 Hang Up                               |            | 2          |
| Alarms                                    | 5          | 48         |
| Animal Complaint                          | 7          | 31         |
| Assaultive                                | 3          | 8          |
| Assist Citizen                            | 10         | 37         |
| Assist Motorist                           | 2          | 3          |
| Assist Officer (Agency Response)          | 2          | 11         |
| Assist Other Agency                       | 14         | 61         |
| Burglary - Residence or Building          | 1          | 5          |
| Burglary - Vehicle                        | 1          | 2          |
| Civil Matters (Child Custody or Disputes) | 11         | 33         |
| Code Enforcement Cases                    | 7          | 19         |
| Disturbances                              | 10         | 33         |
| Follow Up Investigations                  | 9          | 53         |
| Mental Health                             | 2          | 10         |
| Narcotic Related Offenses                 | 2          | 4          |
| Others Not Listed                         | 39         | 159        |
| Sexual Offenses                           |            | 2          |
| Suspicious Circumstances                  | 13         | 46         |
| Suspicious Persons/Activity               | 3          | 19         |
| Suspicious Vehicles                       | 2          | 15         |
| Theft                                     | 3          | 23         |
| <b>TOTAL:</b>                             | <b>146</b> | <b>624</b> |

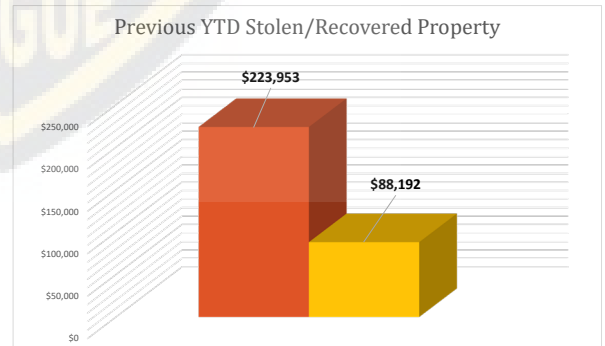
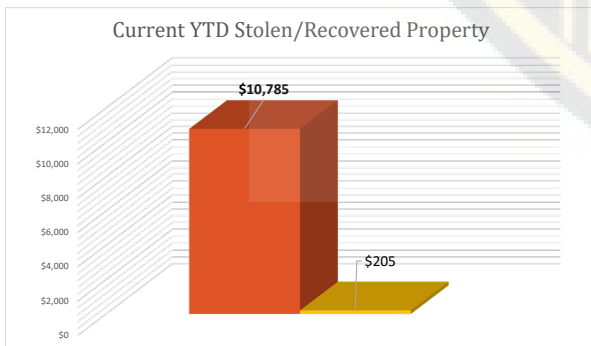
| Total Calls for Service Per Year | 2022         | 2023         | 2024       |
|----------------------------------|--------------|--------------|------------|
| JAN                              | 234          | 88           | 155        |
| FEB                              | 215          | 75           | 155        |
| MAR                              | 278          | 89           | 168        |
| APR                              | 302          | 101          | 146        |
| MAY                              | 291          | 164          | 147        |
| JUN                              | 259          | 147          | 179        |
| JUL                              | 256          | 179          | 110        |
| AUG                              | 232          | 115          | 115        |
| SEP                              | 230          | 140          | 148        |
| OCT                              | 219          | 123          | 163        |
| NOV                              | 148          | 103          |            |
| DEC                              | 163          |              |            |
| <b>TOTAL:</b>                    | <b>2,827</b> | <b>1,434</b> | <b>624</b> |



| Arrest Activity | Current  | YTD       |
|-----------------|----------|-----------|
| Felony          | 5        | 17        |
| Misdemeanor     | 4        | 22        |
| <b>TOTAL:</b>   | <b>9</b> | <b>39</b> |

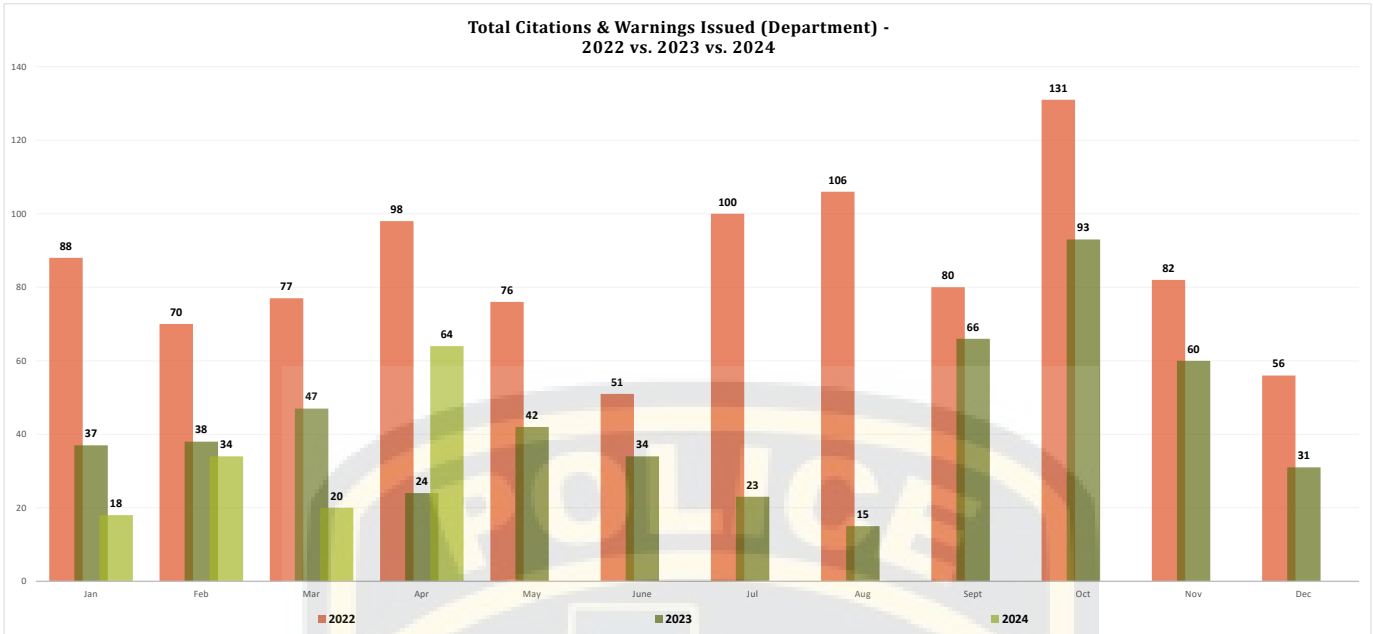
| Accidents Investigated | Current  | YTD      |
|------------------------|----------|----------|
| Injury                 |          | 2        |
| Non-Injury             | 2        | 6        |
| Fatality               |          | 0        |
| <b>TOTAL:</b>          | <b>2</b> | <b>8</b> |

| Juvenile Activity                            | Current | YTD |
|--|---------|-----|
| Runaways (Under 17)                          | 1       | 3   |
| Runaways (17 but occurred when they were 16) | 0       | 0   |



## TRAFFIC ENFORCEMENT REPORT

**Total Citations & Warnings Issued (Department) -  
2022 vs. 2023 vs. 2024**



**Total Citations & Warnings  
Breakdown 2024**

