

Police Department

JUNE 2024

CRIMINAL ACTIVITY

**Disclaimer: For the purposes of this report, effective January 2021, crime reporting changed to be in compliance with the FBI'S National Incident Based Reporting System. Prior to this change, crimes were being reported as Group I and Group II offenses. Offenses are now broken down as Group A and Group B crimes.*

Group A Offenses	Current Month		YTD	
	Actual	Cleared	Actual	Cleared
Animal Cruelty				
Arson				
Assault (Agg, Simple, Intimidation)	1	1	10	11
Bribery				
Burglary/Breaking & Entering			2	1
Counterfeiting/Forgery				
Destruction/Damage/Vandalism of Property	3	1	8	1
Drug/ Narcotics (Drug and Equipment)			4	4
Embezzlement				
Extortion/Blackmail				
Fraud	2	2	6	2
Gambling				
Homicide				
Human Trafficking			1	
Kidnapping/Abduction				
Larceny/Theft			12	6
Motor Vehicle Theft	1	1	1	1
Pornography/Obscene Material				
Prostitution				
Robbery			1	1
Sex Offenses (Forcible)			2	
Sex Offenses (Non-Forcible)				
Stolen Property			1	
Weapons Law Violation			1	1
TOTAL:	7	5	49	28

Clearance Rate: **71.43%** **57.14%**

Group B Offenses	Current Month		YTD	
	Actual	Cleared	Actual	Cleared
Bad Checks				
Curfew/Loitering				
Disorderly Conduct				
Driving under the Influence			1	1
Drunkenness			2	2
Family Offenses, Non-Violent			1	1
Liquor Law Violations	1	1	1	1
Trespassing of Real Property			2	3
All Other Offenses		1	4	5
TOTAL:	1	2	11	13

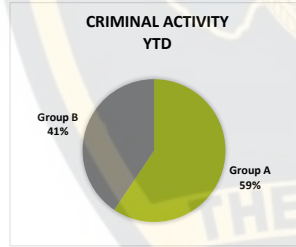
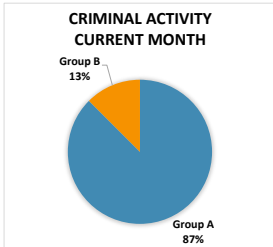
Clearance Rate: **200.00%** **118.18%**

TOTAL CRIMINAL ACTIVITY	Current Month		YTD	
	8	7	60	41

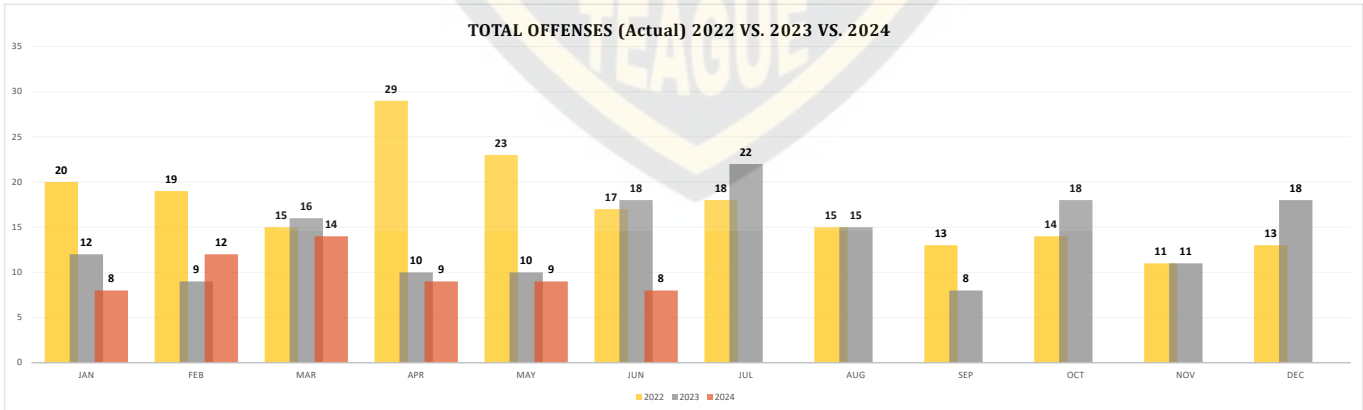
Clearance Rate: **87.50%** **68.33%**

Total Offenses Trends by Month (Group A and B)	2022	2023	2024
JANUARY	20	12	8
FEBRUARY	19	9	12
MARCH	15	16	14
APRIL	29	10	9
MAY	23	10	9
JUNE	17	18	8
JULY	18	22	
AUGUST	15	15	
SEPTEMBER	13	8	
OCTOBER	14	18	
NOVEMBER	11	11	
DECEMBER	13	18	
TOTAL:	207	167	60

Total Crimes Per Year	2022	2023	2024
Total Yearly Crimes	207	167	60
Total Yearly Clearances	152	118	41
	73%	71%	68%



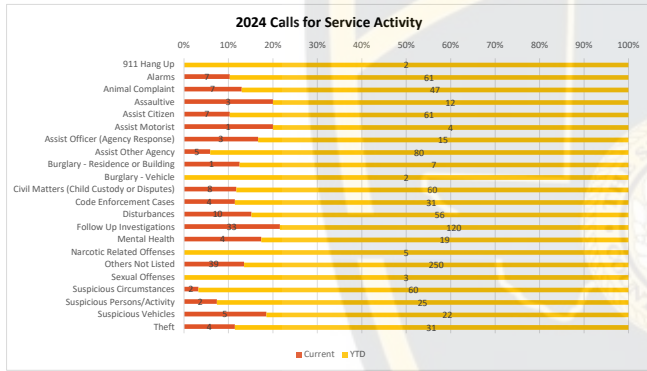
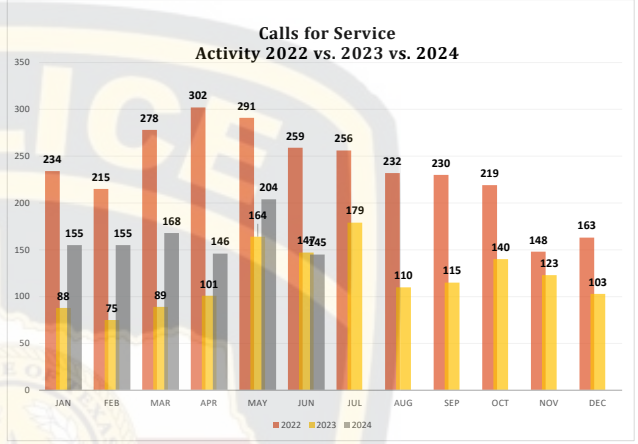
TOTAL OFFENSES (Actual) 2022 VS. 2023 VS. 2024



CALLS FOR SERVICE AND RELATED ITEMS

Call for Service Activity	Current	YTD
911 Hang Up		2
Alarms	7	61
Animal Complaint	7	47
Assaultive	3	12
Assist Citizen	7	61
Assist Motorist	1	4
Assist Officer (Agency Response)	3	15
Assist Other Agency	5	80
Burglary - Residence or Building	1	7
Burglary - Vehicle		2
Civil Matters (Child Custody or Disputes)	8	60
Code Enforcement Cases	4	31
Disturbances	10	56
Follow Up Investigations	33	120
Mental Health	4	19
Narcotic Related Offenses		5
Others Not Listed	39	250
Sexual Offenses		3
Suspicious Circumstances	2	60
Suspicious Persons/Activity	2	25
Suspicious Vehicles	5	22
Theft	4	31
TOTAL:	145	973

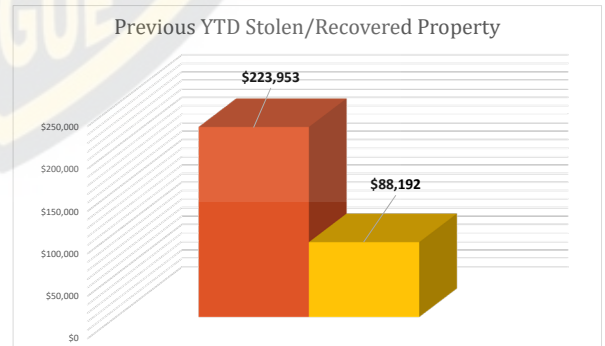
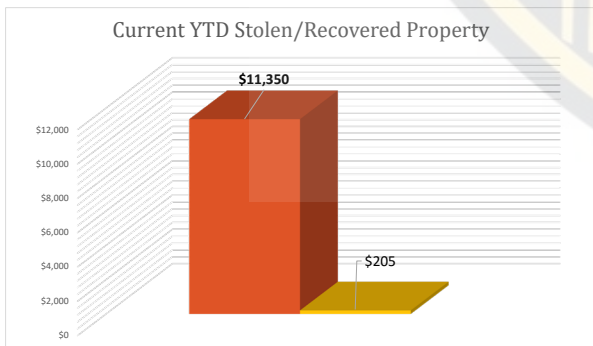
Total Calls for Service Per Year	2022	2023	2024
JAN	234	88	155
FEB	215	75	155
MAR	278	89	168
APR	302	101	146
MAY	291	164	204
JUN	259	147	145
JUL	256	179	
AUG	232	110	
SEP	230	115	
OCT	219	140	
NOV	148	123	
DEC	163	103	
TOTAL:	2,827	1,434	973



Arrest Activity	Jan-00	YTD
Felony	1	19
Misdemeanor	3	27
TOTAL:	4	46

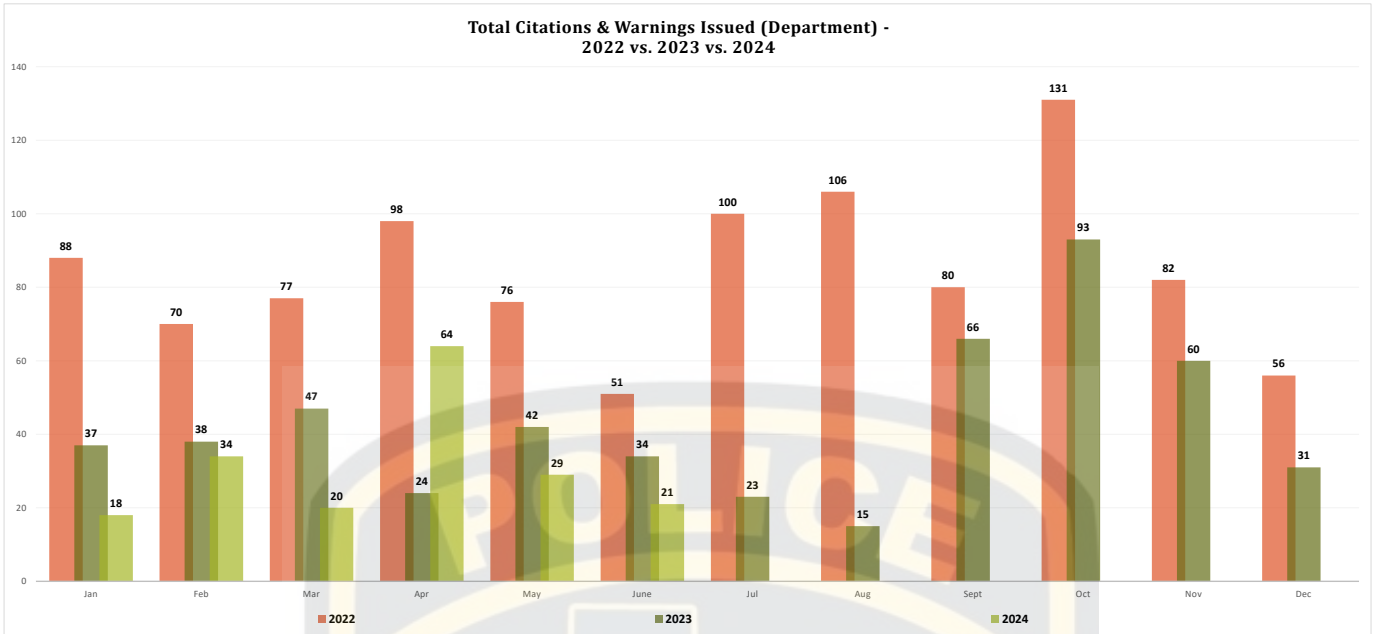
Accidents Investigated	Current	YTD
Injury		2
Non-Injury	3	14
Fatality		0
TOTAL:	3	16

Juvenile Activity	Current	YTD
Runaways (Under 17)	0	4
Runaways (17 but occurred when they were 16)	0	0

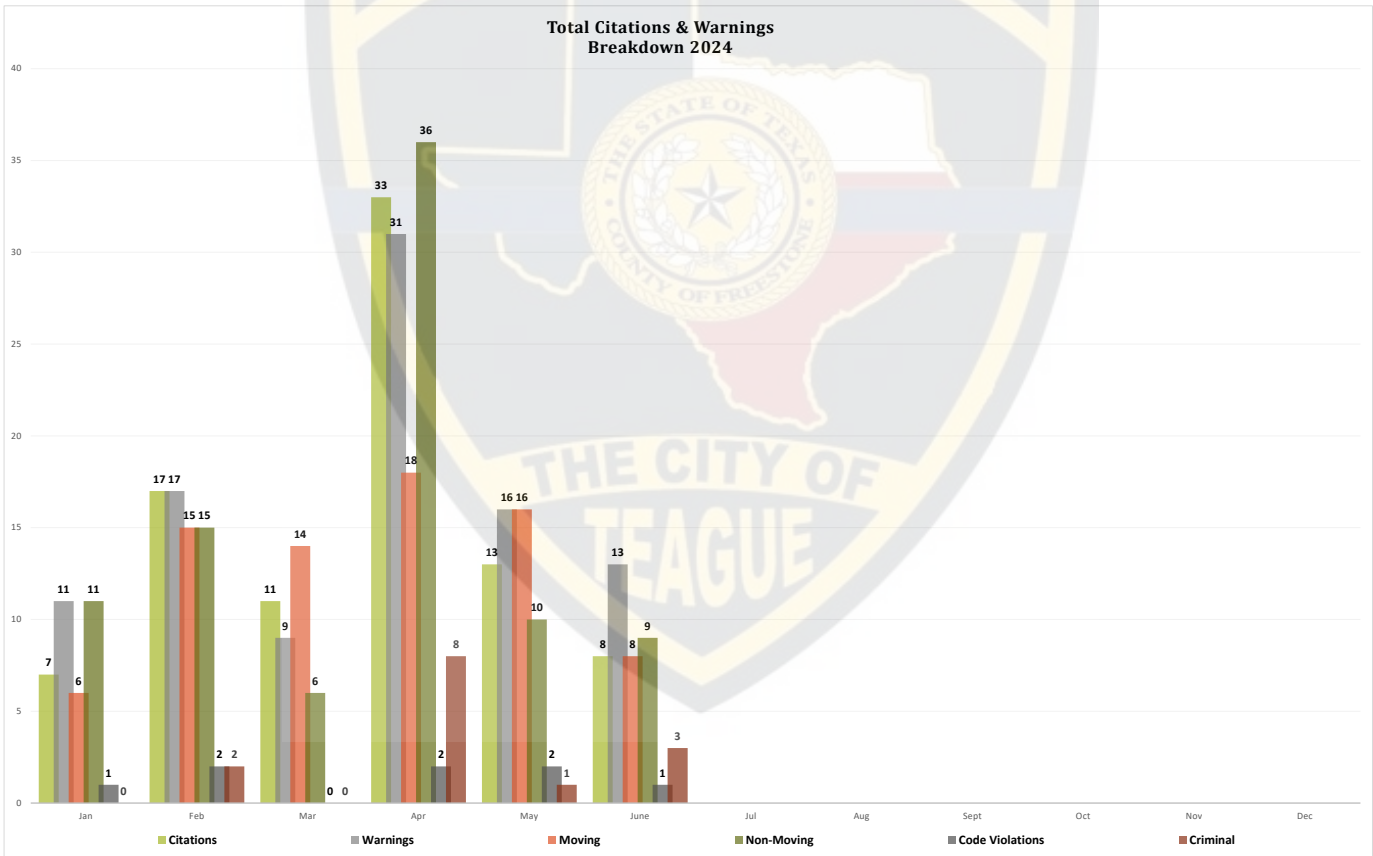


TRAFFIC ENFORCEMENT REPORT

**Total Citations & Warnings Issued (Department) -
2022 vs. 2023 vs. 2024**



**Total Citations & Warnings
Breakdown 2024**



Group A Offenses	Jan		Fe
	Actual	Cleared	Actual
Animal Cruelty			
Arson			
Assault (Agg, Simple, Intimidation)	1	1	3
Bribery			
Burglary/Breaking & Entering			
Counterfeiting/Forgery			
Destruction/Damage/Vandalism of Property	1		1
Drug/ Narcotics (Drug and Equipment)			
Embezzlement			
Extortion/Blackmail			
Fraud			
Gambling			
Homicide			
Human Trafficking			
Kidnapping/Abduction			
Larceny/Theft	3	1	4
Motor Vehicle Theft			
Pornography/Obscene Material			
Prostitution			
Robbery			
Sex Offenses (Forcible)			1
Sex Offenses (Non-Forcible)			
Stolen Property			
Weapons Law Violation			
TOTAL:	5	2	9

Group B Offenses	JAN		FE
	Actual	Cleared	Actual
Bad Checks			
Curfew/Loitering			
Disorderly Conduct			
Driving under the Influence	1	1	
Drunkenness			1
Family Offenses, Non-Violent			
Liquor Law Violations			
Trespassing of Real Property	1	2	1
All Other Offenses	2	2	1
TOTAL:	4	5	3



Sub	MAR		APR		MAY		JUN		JUL
	Cleared	Actual	Cleared	Actual	Cleared	Actual	Cleared	Actual	Actual
	3	3	4	2	2		1	1	
		1	1			1			
		1				2	3	1	
		2	2	2	2				
				3		1	2	2	
					1				
	3	4	1	1	1	1			
							1	1	
		1	1						
					1				
				1					
		1	1						
6	13	10	9	5	7	0	7	5	0

Sub	MAR		APR		MAY		JUN		JUL
	Cleared	Actual	Cleared	Actual	Cleared	Actual	Cleared	Actual	Actual
	1					1	1		
						1	1		
							1	1	
	1								
	1	1	1					1	
3	1	1	0	0	2	2	1	2	0




0	0	0	0	0	0	0	0	0	0
---	---	---	---	---	---	---	---	---	---



ec	YTD	
	Cleared	Cleared
	0	0
	0	0
	10	11
	0	0
	2	1
	0	0
	8	1
	4	4
	0	0
	0	0
	6	2
	0	0
	0	0
	1	0
	0	0
	13	6
	1	1
	0	0
	0	0
	1	1
	2	0
	0	0
	1	0
	1	1
0	50	28

EC	YTD	
	Cleared	Cleared
	0	0
	0	0
	0	0
	1	1
	2	2
	1	1
	1	1
	2	3
	4	5
0	11	13





Call for Service Activity	jan	feb
911 Hang Up	2	0
Alarms	17	17
Animal Complaint	10	5
Assaultive	1	3
Assist Citizen	9	5
Assist Motorist	1	0
Assist Officer (Agency Response)	5	0
Assist Other Agency	14	17
Burglary - Residence or Building	0	3
Burglary - Vehicle	0	1
Civil Matters (Child Custody or Disputes)	8	5
Code Enforcement Cases	2	8
Disturbances	13	2
Follow Up Investigations	9	11
Mental Health	3	4
Narcotic Related Offenses	0	0
Others Not Listed	40	40
Sexual Offenses	1	1
Suspicious Circumstances	6	12
Suspicious Persons/Activity	4	9
Suspicious Vehicles	4	4
Theft	6	8

Number of Total Crimes

	2022	2023	2024
JAN	20	12	8
FEB	19	9	12
MAR	15	16	14
APR	29	10	9
MAY	23	10	9
JUN	17	18	8
JUL	18	22	
AUG	15	15	
SEP	13	8	
OCT	14	18	
NOV	11	11	
DEC	13	18	
	207	167	60

Clearances	2022	2023	2024
JAN		8	7
FEB		5	9
MAR		11	11
APR		10	5
MAY		6	2
JUN		11	7
JUL		16	
AUG		9	
SEP		10	
OCT		11	
NOV		7	
DEC		14	



Current YTD		Previous YTD	
Stolen	Recovered	Stolen	Recovered
\$11,350	\$205	\$223,953	\$88,192



Criminal Activity YTD

Group A	60
Group B	41



Criminal Activity

Group A 7
Group B 1



Total Citations & Warnings Issued

	2022	2023	2024
Jan	88	37	18
Feb	70	38	34
Mar	77	47	20
Apr	98	24	64
May	76	42	29
June	51	34	21
Jul	100	23	
Aug	106	15	
Sept	80	66	
Oct	131	93	
Nov	82	60	
Dec	56	31	



Total Citation and Warning Breakdown

	Citations	Warnings	Moving	Non-Moving	Code Violations	Criminal
Jan	7	11	6	11	1	0
Feb	17	17	15	15	2	2
Mar	11	9	14	6	0	0
Apr	33	31	18	36	2	8
May	13	16	16	10	2	1
June	8	13	8	9	1	3
Jul						
Aug						
Sept						
Oct						
Nov						
Dec						



18	18
34	34
20	20
64	64
29	29
21	21
0	0
0	0
0	0
0	0
0	0
0	0



Group A Offenses	Current Month	
	Actual	Cleared
Animal Cruelty		
Arson		
Assault (Agg, Simple, Intimidation)		
Bribery		
Burglary/Breaking & Entering		
Counterfeiting/Forgery		
Destruction/Damage/Vandalism of Property		
Drug/ Narcotics (Drug and Equipment)		
Embezzlement		
Extortion/Blackmail		
Fraud		
Gambling		
Homicide		
Human Trafficking		
Kidnapping/Abduction		
Larceny/Theft		
Motor Vehicle Theft		
Pornography/Obscene Material		
Prostitution		
Robbery		
Sex Offenses (Forcible)		
Sex Offenses (Non-Forcible)		
Stolen Property		
Weapons Law Violation		

Group B Offenses	Current Month	
	Actual	Cleared
Bad Checks		
Curfew/Loitering		
Disorderly Conduct		
Driving under the Influence		
Drunkenness		
Family Offenses, Non-Violent		
Liquor Law Violations		
Trespassing of Real Property		
All Other Offenses		

Call for Service Activity	
911 Hang Up	
Alarms	
Animal Complaint	
Assaultive	
Assist Citizen	
Assist Motorist	
Assist Officer (Agency Response)	
Assist Other Agency	
Burglary - Residence or Building	
Burglary - Vehicle	
Civil Matters (Child Custody or Disputes)	
Code Enforcement Cases	
Disturbances	
Follow Up Investigations	
Mental Health	
Narcotic Related Offenses	
Others Not Listed	
Sexual Offenses	
Suspicious Circumstances	
Suspicious Persons/Activity	
Suspicious Vehicles	
Theft	

Arrest	Felony	
	Misd	

MVA	Inj	
	Non	

Stolen	Values	
--------	--------	--

Recovered	Values	
-----------	--------	--